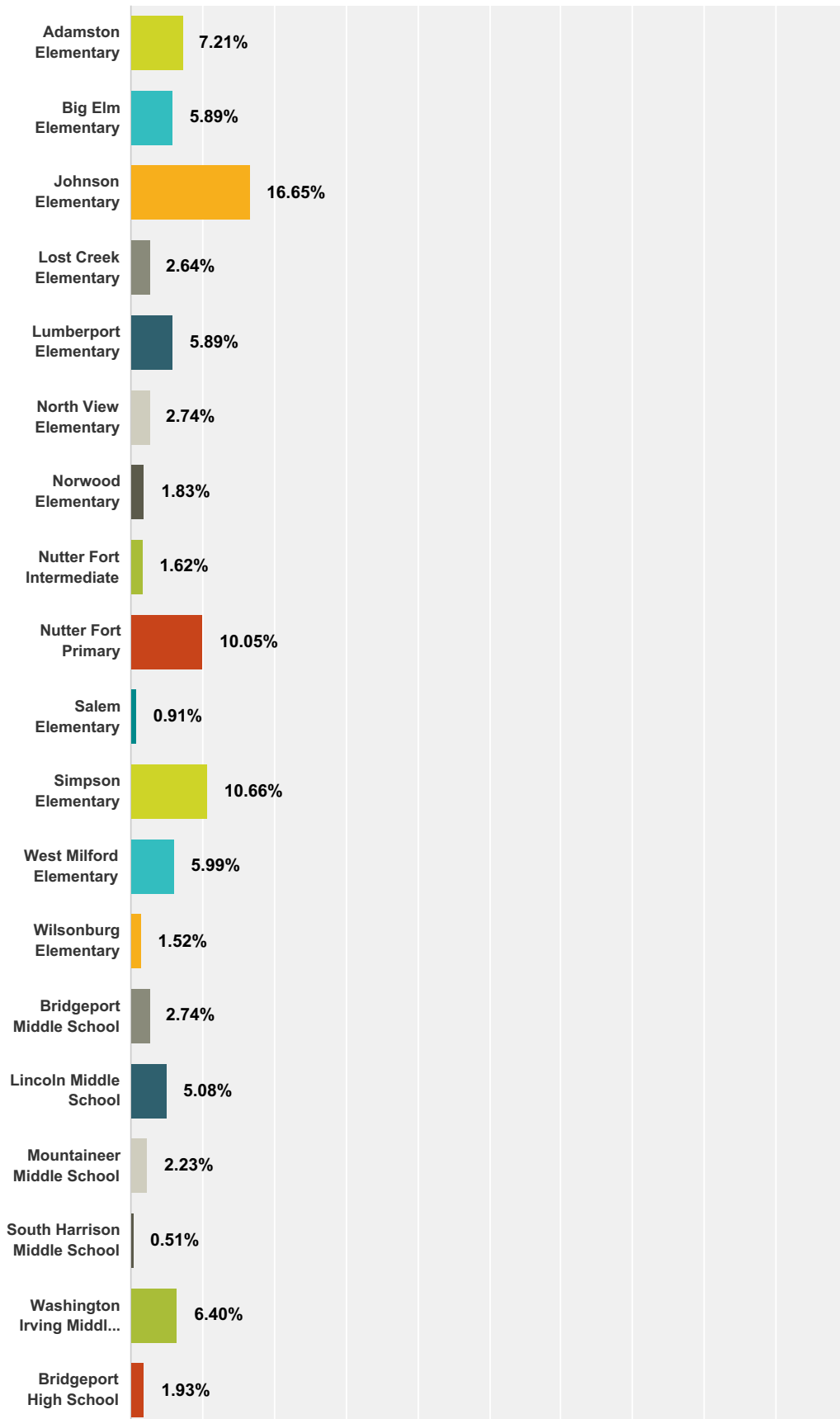
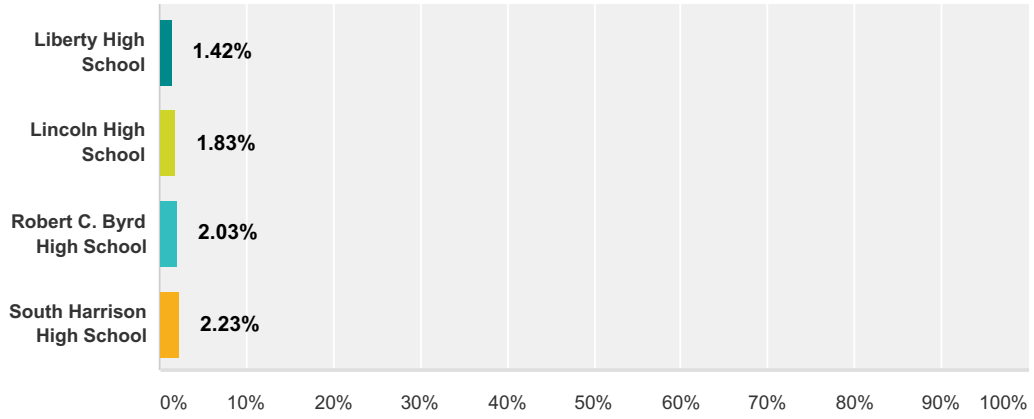


### Q1 What school does your child attend?

Answered: 985 Skipped: 0



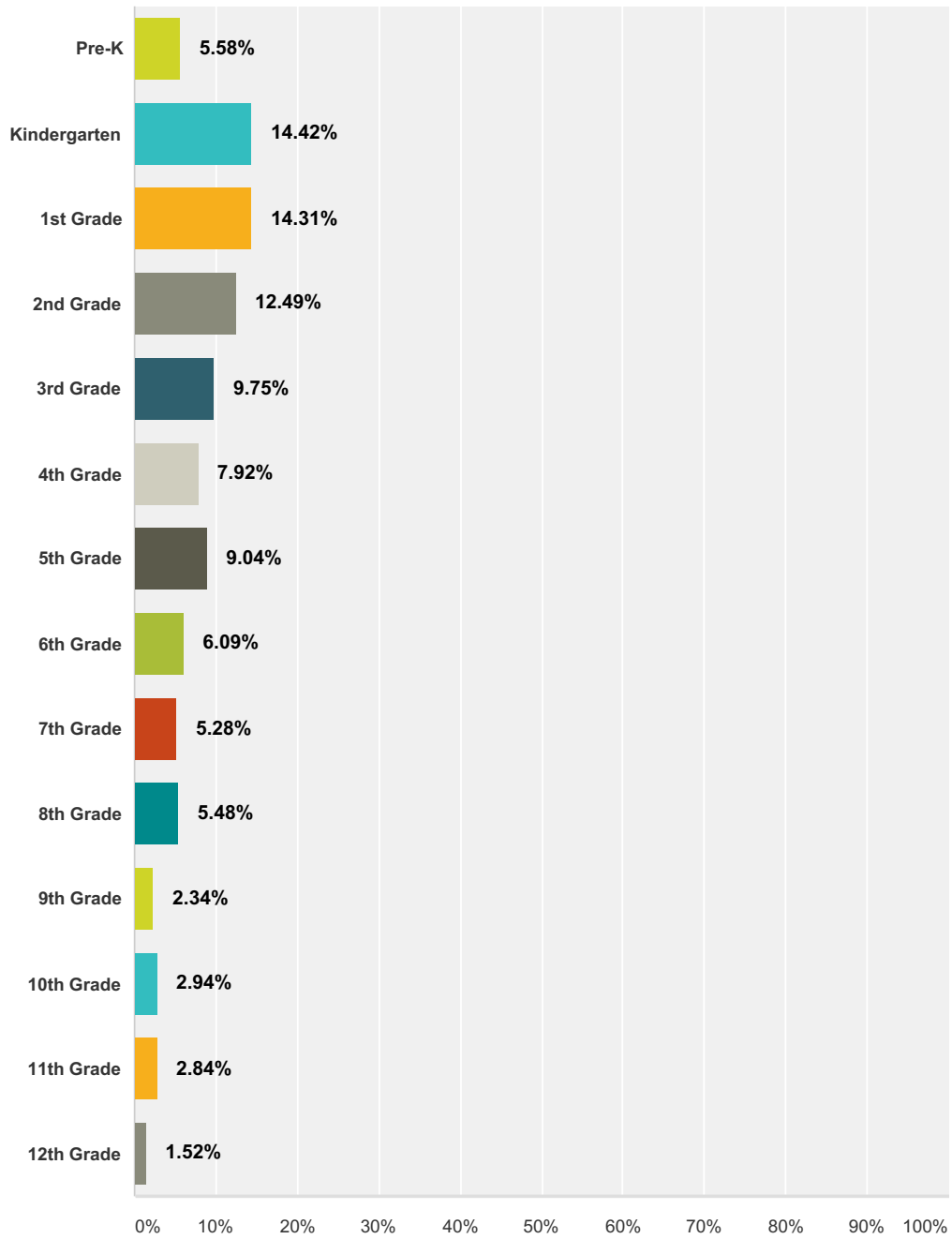
## 2015-2016 Parent Survey



Answer Choices	Responses	
Adamston Elementary	7.21%	71
Big Elm Elementary	5.89%	58
Johnson Elementary	16.65%	164
Lost Creek Elementary	2.64%	26
Lumberport Elementary	5.89%	58
North View Elementary	2.74%	27
Norwood Elementary	1.83%	18
Nutter Fort Intermediate	1.62%	16
Nutter Fort Primary	10.05%	99
Salem Elementary	0.91%	9
Simpson Elementary	10.66%	105
West Milford Elementary	5.99%	59
Wilsonburg Elementary	1.52%	15
Bridgeport Middle School	2.74%	27
Lincoln Middle School	5.08%	50
Mountaineer Middle School	2.23%	22
South Harrison Middle School	0.51%	5
Washington Irving Middle School	6.40%	63
Bridgeport High School	1.93%	19
Liberty High School	1.42%	14
Lincoln High School	1.83%	18
Robert C. Byrd High School	2.03%	20
South Harrison High School	2.23%	22
<b>Total</b>		<b>985</b>

## Q2 Select your child's grade level

Answered: 985 Skipped: 0



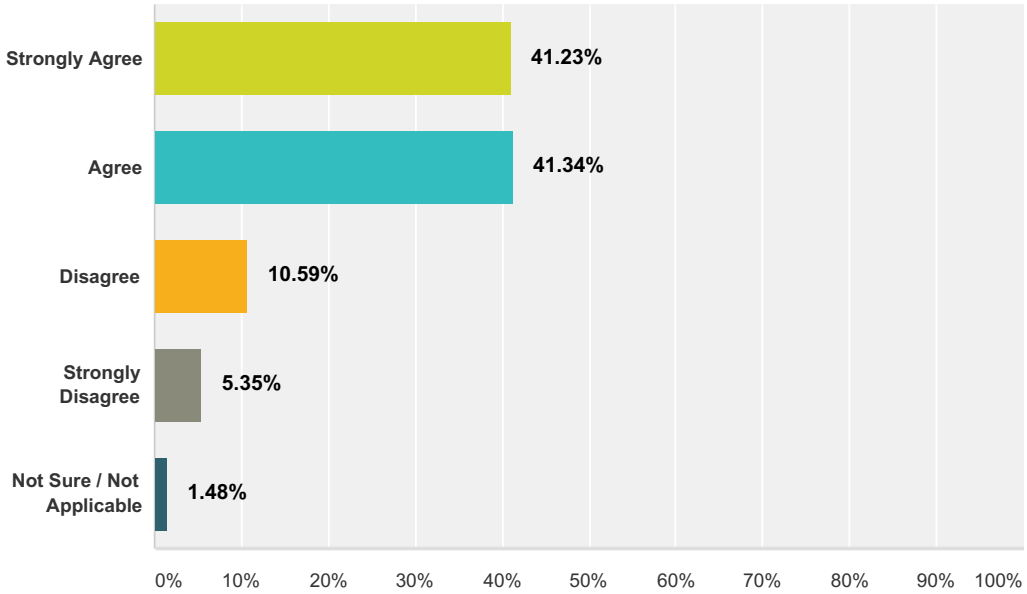
Answer Choices	Responses	Count
Pre-K	5.58%	55
Kindergarten	14.42%	142
1st Grade	14.31%	141
2nd Grade	12.49%	123
3rd Grade	9.75%	96

## 2015-2016 Parent Survey

4th Grade	7.92%	78
5th Grade	9.04%	89
6th Grade	6.09%	60
7th Grade	5.28%	52
8th Grade	5.48%	54
9th Grade	2.34%	23
10th Grade	2.94%	29
11th Grade	2.84%	28
12th Grade	1.52%	15
<b>Total</b>		<b>985</b>

**Q3 I receive information on what I can do at home to help my child improve or advance his/her learning. (Example: newsletter with tips, email, school website, Guided Reading Handbook)**

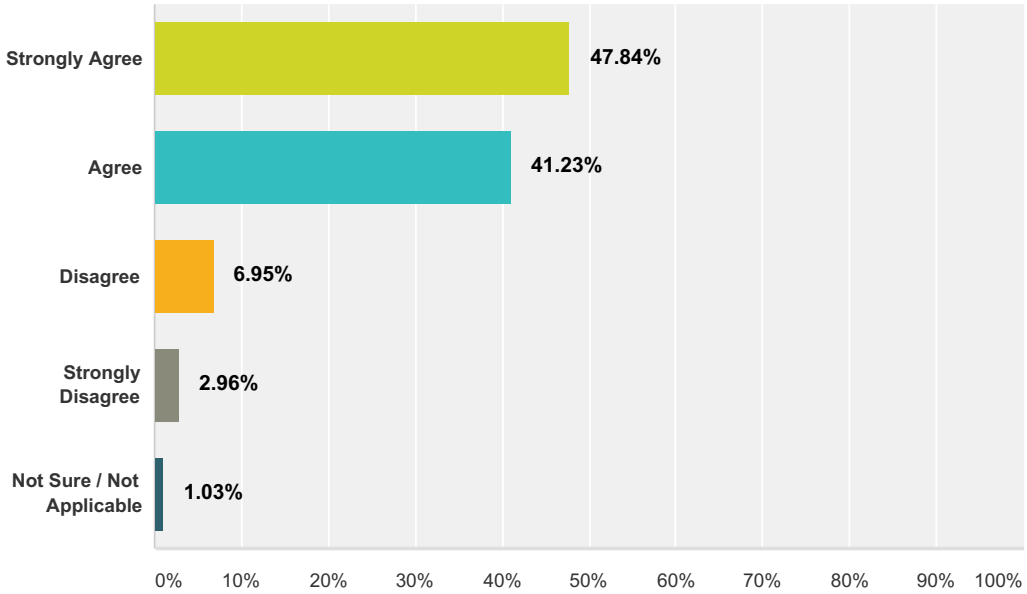
Answered: 878 Skipped: 107



Answer Choices	Responses	
Strongly Agree	41.23%	362
Agree	41.34%	363
Disagree	10.59%	93
Strongly Disagree	5.35%	47
Not Sure / Not Applicable	1.48%	13
<b>Total</b>		<b>878</b>

**Q4 I feel teachers and parents have common expectations for student performance. (Example: We have the same common expectation that my child should be reading on or above grade level.)**

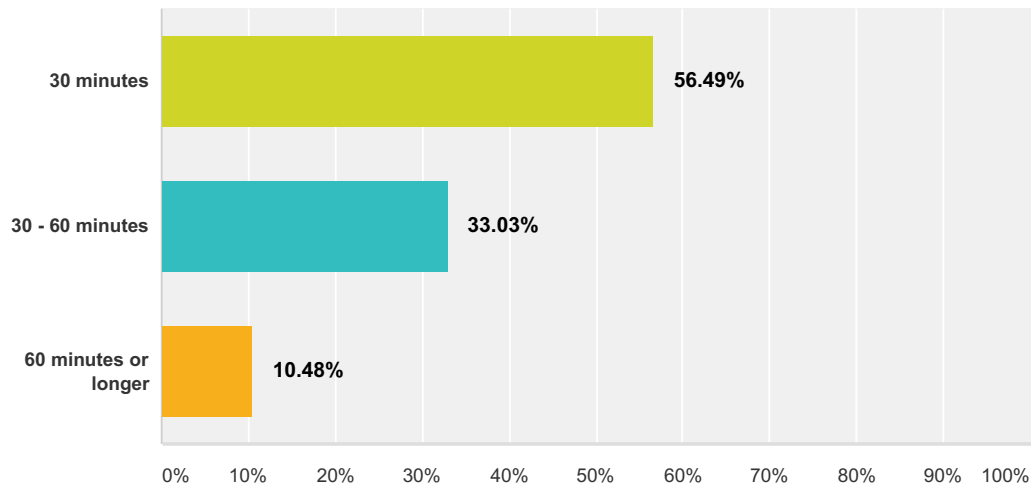
Answered: 878 Skipped: 107



Answer Choices	Responses	Count
Strongly Agree	47.84%	420
Agree	41.23%	362
Disagree	6.95%	61
Strongly Disagree	2.96%	26
Not Sure / Not Applicable	1.03%	9
<b>Total</b>		<b>878</b>

### Q5 Average time spent completing daily homework assignments.

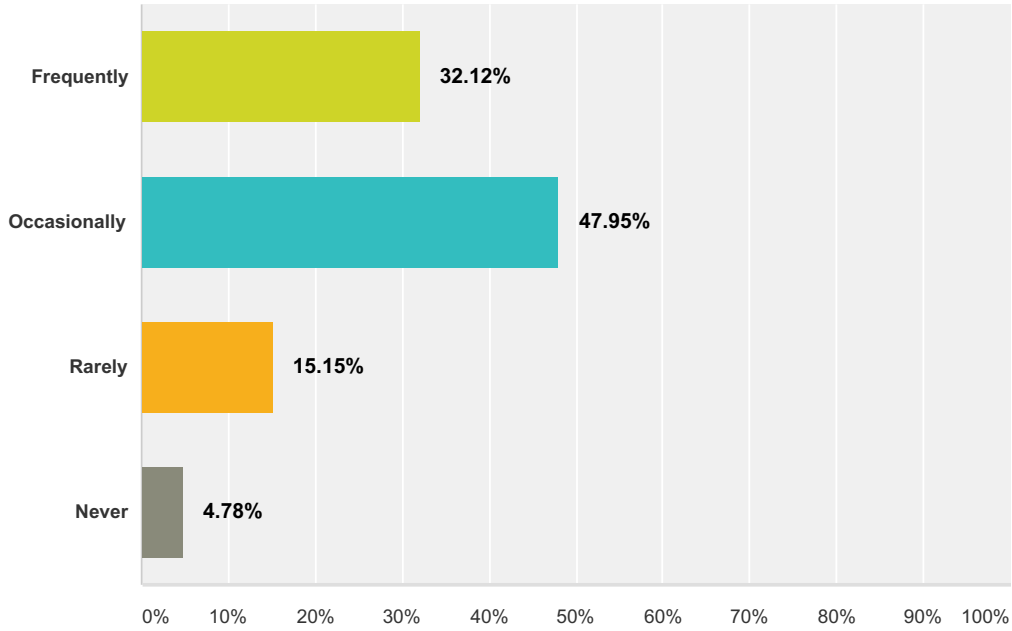
Answered: 878 Skipped: 107



Answer Choices	Responses	
30 minutes	56.49%	496
30 - 60 minutes	33.03%	290
60 minutes or longer	10.48%	92
<b>Total</b>		<b>878</b>

**Q6 Excluding athletic events, how often in the past year have you visited your child's school for a special event, such as parent-teacher conference, PTA/PTO meetings, Boosters or other extracurricular activities?**

Answered: 878 Skipped: 107

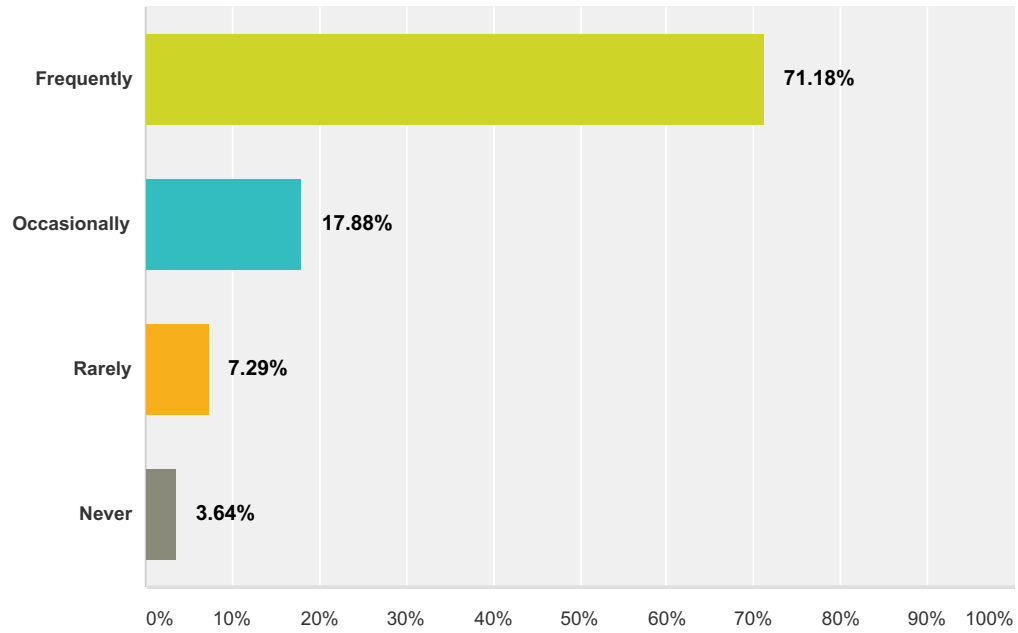


Answer Choices	Responses	Count
Frequently	32.12%	282
Occasionally	47.95%	421
Rarely	15.15%	133
Never	4.78%	42
<b>Total</b>		<b>878</b>



### Q7 I feel welcome at my child's school.

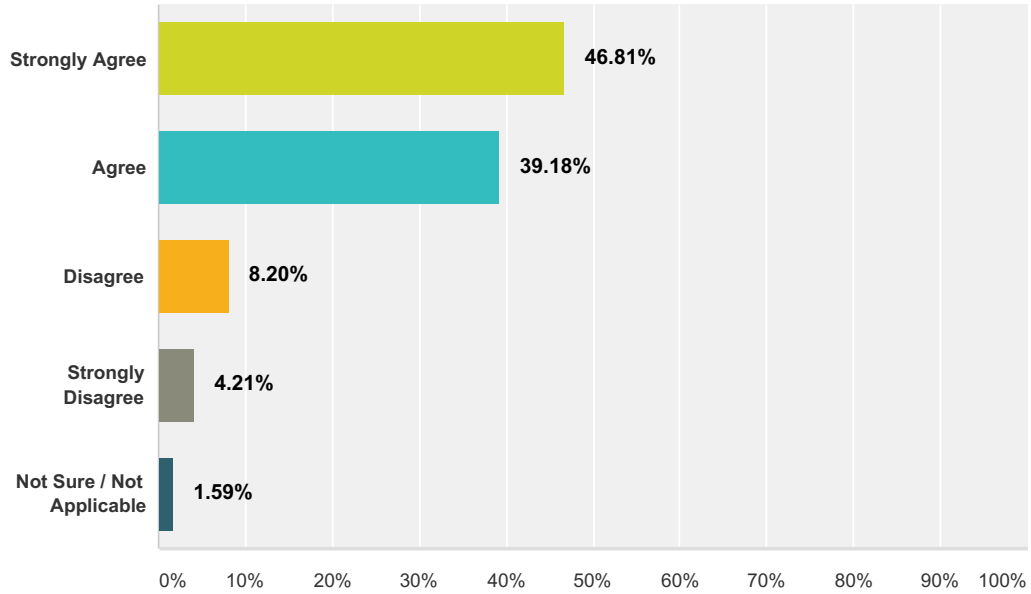
Answered: 878 Skipped: 107



Answer Choices	Responses	
Frequently	71.18%	625
Occasionally	17.88%	157
Rarely	7.29%	64
Never	3.64%	32
<b>Total</b>		<b>878</b>

**Q8 I feel my child's school is doing a good job of preparing my child for his or her future.**

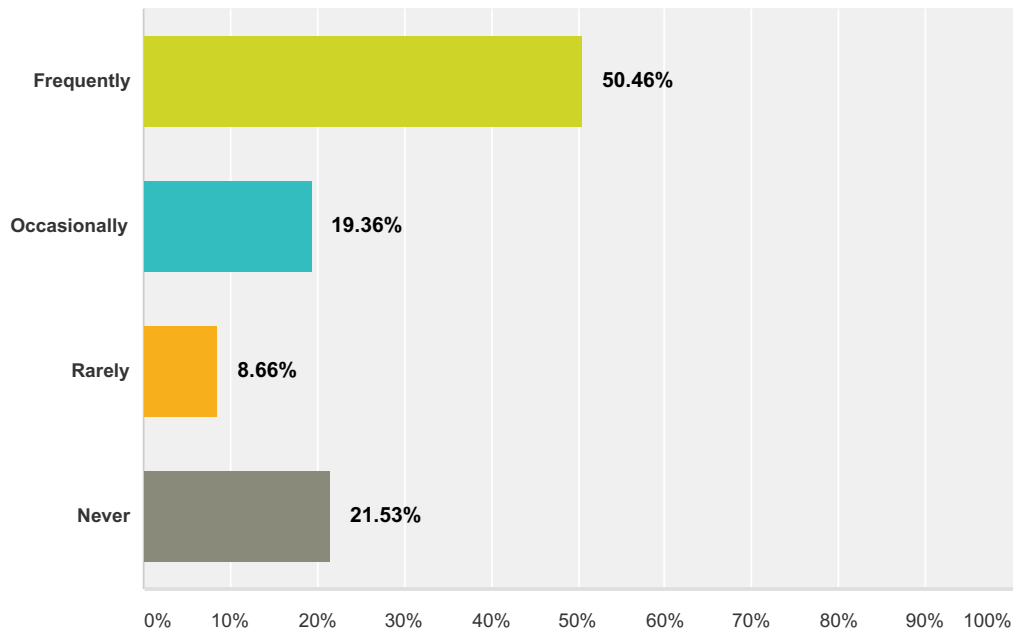
Answered: 878 Skipped: 107



Answer Choices	Responses	
Strongly Agree	46.81%	411
Agree	39.18%	344
Disagree	8.20%	72
Strongly Disagree	4.21%	37
Not Sure / Not Applicable	1.59%	14
<b>Total</b>		<b>878</b>

### Q9 How often do you utilize online grading to monitor your child's academic progress?

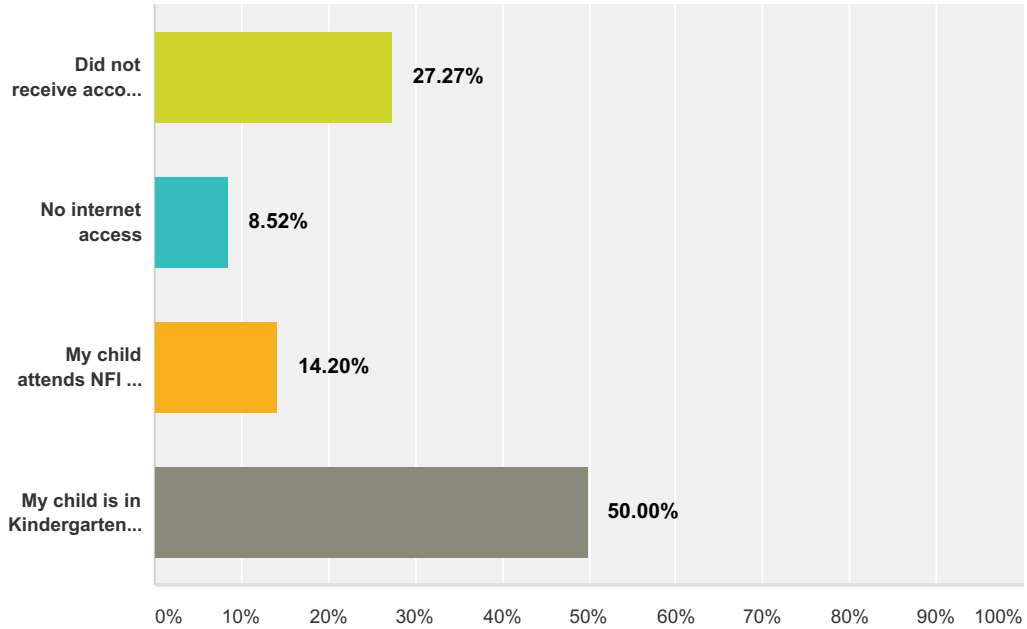
Answered: 878 Skipped: 107



Answer Choices	Responses	
Frequently	50.46%	443
Occasionally	19.36%	170
Rarely	8.66%	76
Never	21.53%	189
<b>Total</b>		<b>878</b>

**Q10 If you do not use the online grading to monitor your child's academic progress select the reason(s) why. (All that apply)**

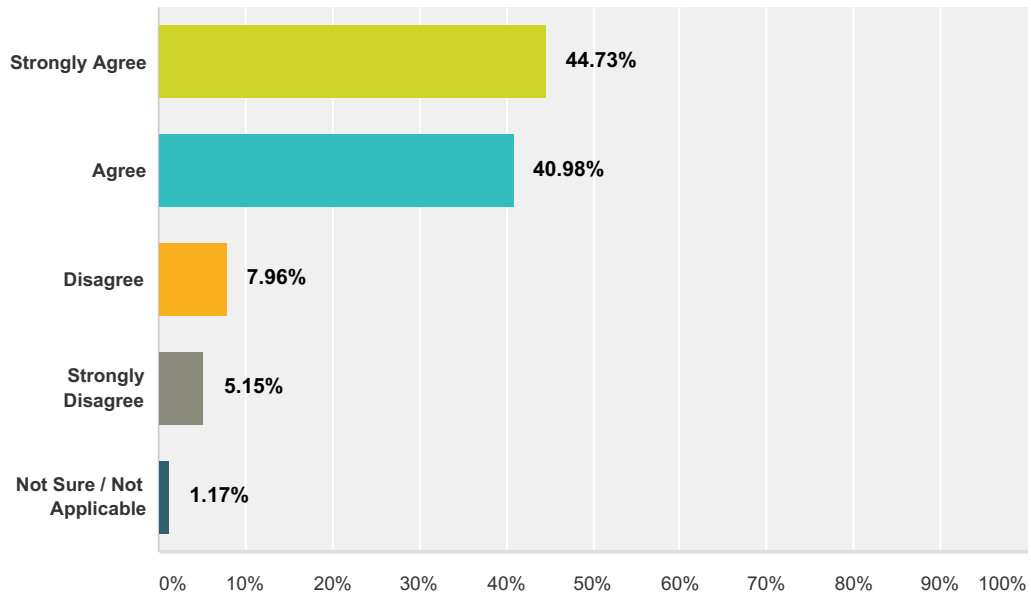
Answered: 176 Skipped: 809



Answer Choices	Responses	
Did not receive account information	27.27%	48
No internet access	8.52%	15
My child attends NFI or NFP	14.20%	25
My child is in Kindergarten or Pre-K	50.00%	88
<b>Total</b>		<b>176</b>

**Q11 I feel my child's school is very good about communicating with me (ie: newsletters, phone calls or e-mails).**

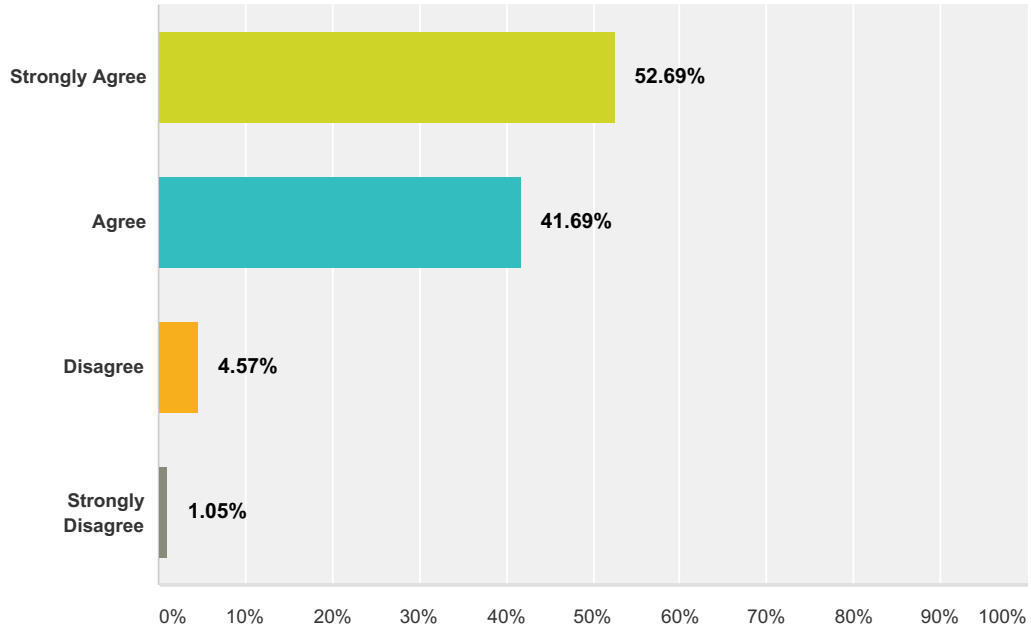
Answered: 854 Skipped: 131



Answer Choices	Responses	
Strongly Agree	44.73%	382
Agree	40.98%	350
Disagree	7.96%	68
Strongly Disagree	5.15%	44
Not Sure / Not Applicable	1.17%	10
<b>Total</b>		<b>854</b>

**Q12 When my child's school communicates with me, it is easy for me to read and/or understand the information.**

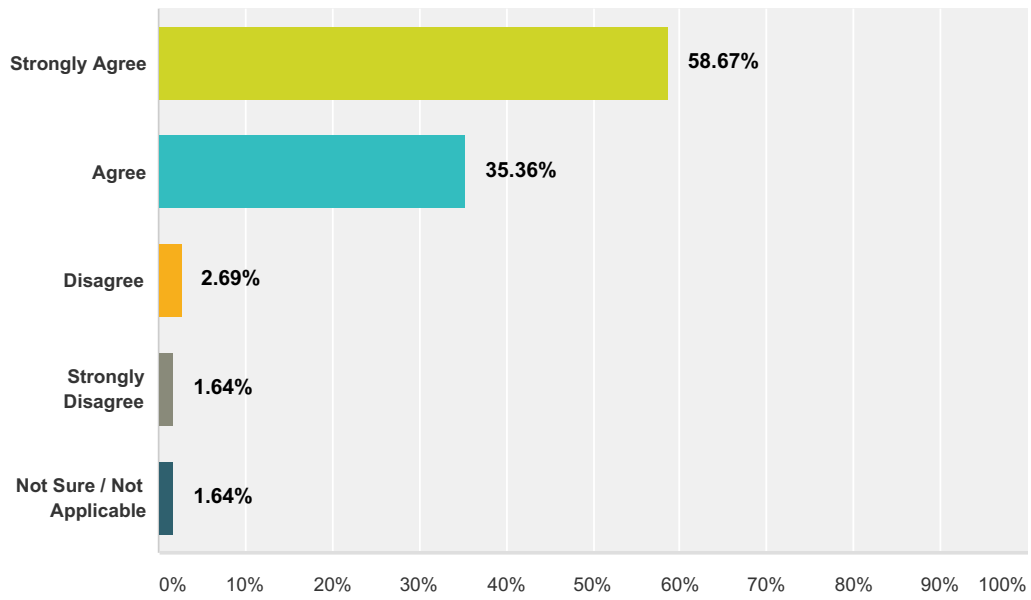
Answered: 854 Skipped: 131



Answer Choices	Responses	
Strongly Agree	52.69%	450
Agree	41.69%	356
Disagree	4.57%	39
Strongly Disagree	1.05%	9
<b>Total</b>		<b>854</b>

### Q13 My child's school is a safe place to learn.

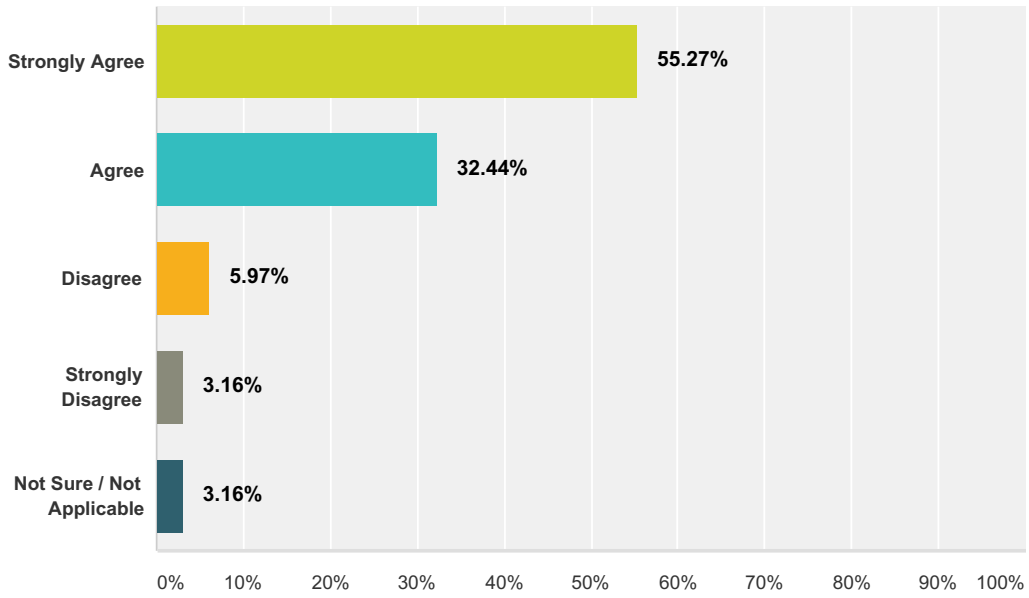
Answered: 854 Skipped: 131



Answer Choices	Responses	Count
Strongly Agree	58.67%	501
Agree	35.36%	302
Disagree	2.69%	23
Strongly Disagree	1.64%	14
Not Sure / Not Applicable	1.64%	14
<b>Total</b>		<b>854</b>

**Q14 My involvement in my child's education is valued at my child's school.**

Answered: 854 Skipped: 131

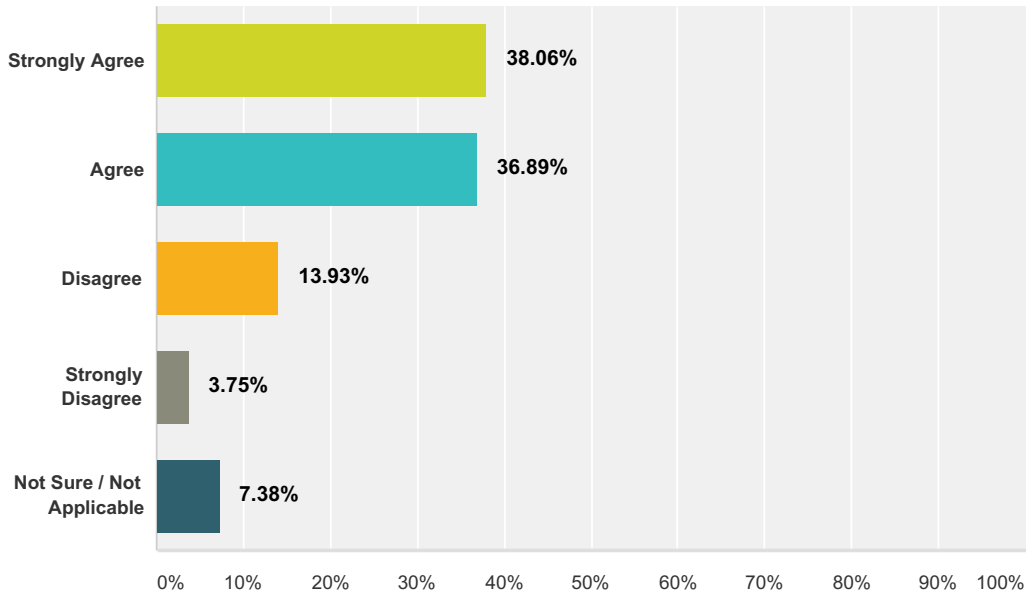


Answer Choices	Responses	Count
Strongly Agree	55.27%	472
Agree	32.44%	277
Disagree	5.97%	51
Strongly Disagree	3.16%	27
Not Sure / Not Applicable	3.16%	27
<b>Total</b>		<b>854</b>



**Q15 I am given information about services to support my child’s learning and behavior needs to enhance his or her abilities (tutoring, mentoring, camps, career exploration, counselor, Parent Educator Resource Center--PERC).**

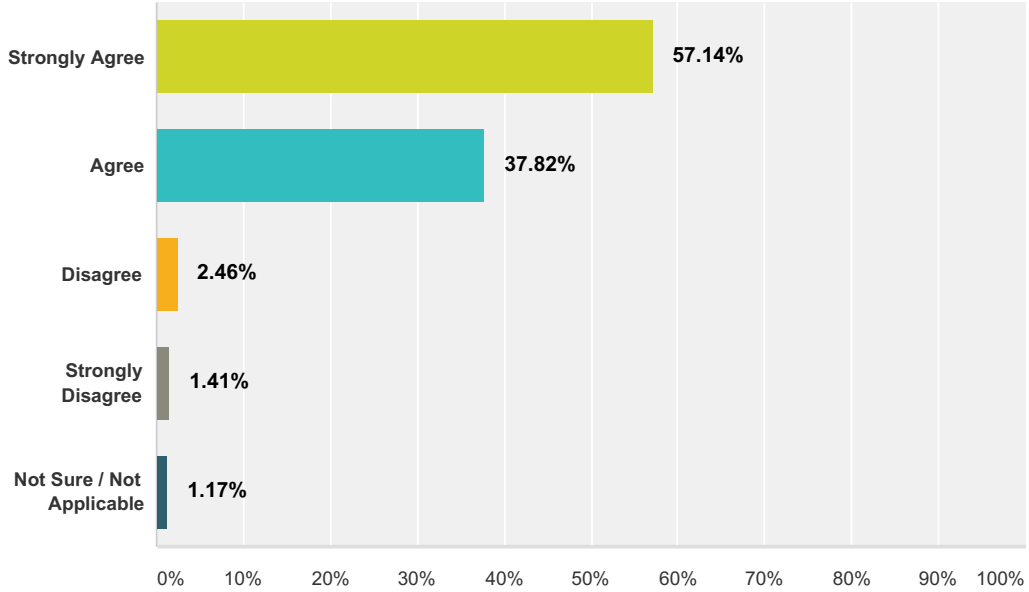
Answered: 854 Skipped: 131



Answer Choices	Responses
Strongly Agree	38.06% 325
Agree	36.89% 315
Disagree	13.93% 119
Strongly Disagree	3.75% 32
Not Sure / Not Applicable	7.38% 63
<b>Total</b>	<b>854</b>

**Q16 My child's school is kept neat and clean to provide a positive and healthy learning environment.**

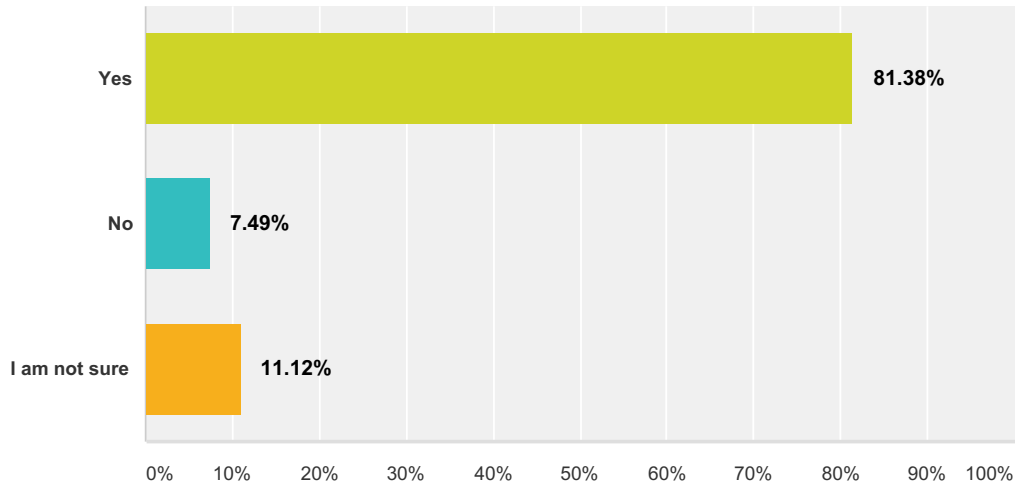
Answered: 854 Skipped: 131



Answer Choices	Responses	
Strongly Agree	57.14%	488
Agree	37.82%	323
Disagree	2.46%	21
Strongly Disagree	1.41%	12
Not Sure / Not Applicable	1.17%	10
<b>Total</b>		<b>854</b>

**Q17 At the beginning of the school year, all schools provided information regarding the Parent Involvement Policy, which is available on the Harrison County Board of Education website (www.harcboe.com). Have you reviewed this policy?**

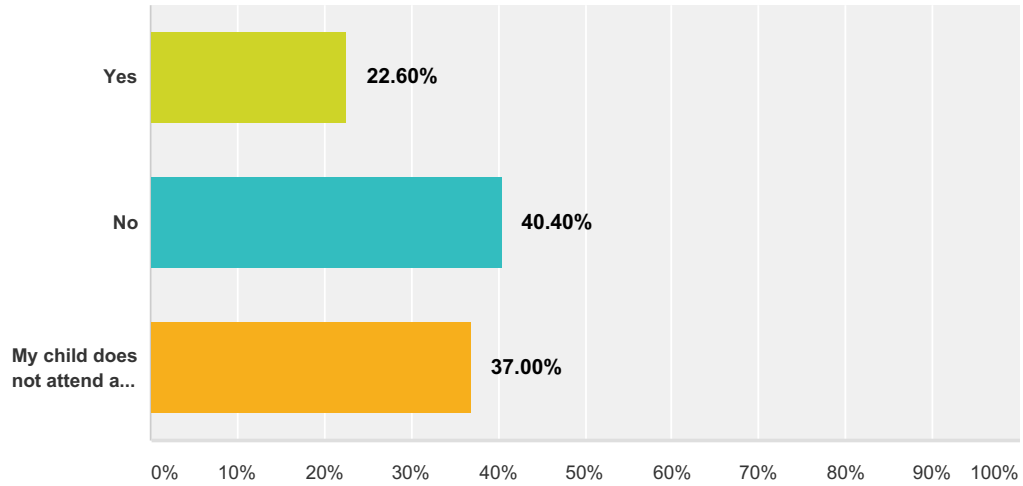
Answered: 854 Skipped: 131



Answer Choices	Responses	
Yes	81.38%	695
No	7.49%	64
I am not sure	11.12%	95
<b>Total</b>		<b>854</b>

**Q18 Did you attend the annual meeting describing the services provided through Title I at the beginning of the year?  
(Adamston, Big Elm, Lost Creek, Lumberport, North View, Nutter Fort Primary and Intermediate, Salem, and Wilsonburg schools only)**

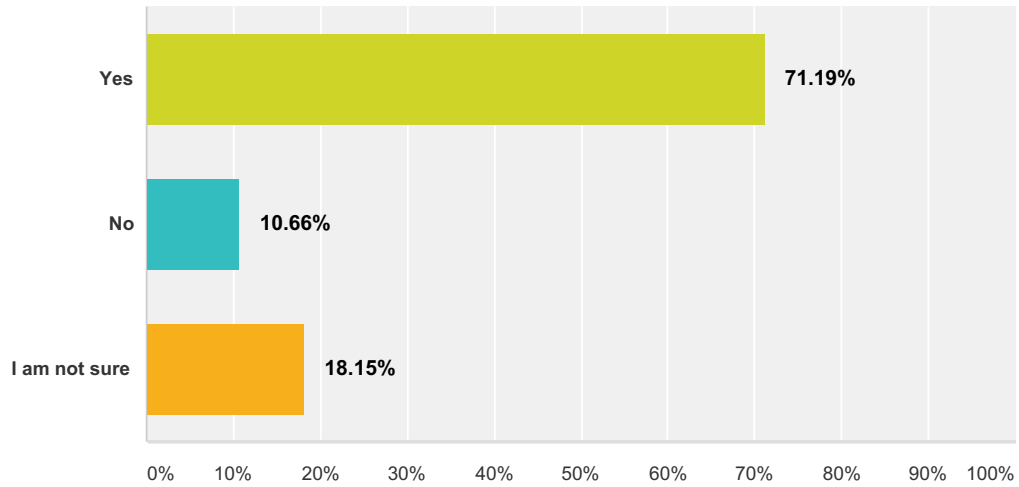
Answered: 854 Skipped: 131



Answer Choices	Responses	
Yes	22.60%	193
No	40.40%	345
My child does not attend a Title I School	37.00%	316
<b>Total</b>		<b>854</b>

**Q19 Schools have provided Parent’s Right To Know requirements in various formats, including school websites, newsletters, etc. Have you reviewed this information?**

Answered: 854 Skipped: 131



Answer Choices	Responses	
Yes	71.19%	608
No	10.66%	91
I am not sure	18.15%	155
<b>Total</b>		<b>854</b>